

PANEL FABRICATION

FLUSH MOUNT PILOT LIGHTS, PUSHBUTTONS AND SWITCHES LB SERIES



IDEC



PANEL FABRICATION


13

DESCRIPTION

The IDEC LB Series flush mount pilot lights, pushbuttons and switches add style and safety to any application. The LB Series flush mount style of pushbuttons and pilot lights project only 2mm in front of the panel and just 34.9mm depth behind the panel. They are available in both illuminated and non-illuminated styles.

FEATURES

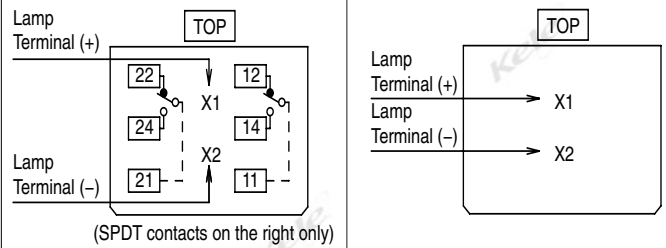
- 5A contact ratings
- Black or metallic bezels available
- Bright and clear LED illumination
- Round bezel mounts in an 18mm hole
- Square bezel mounts in an 18 x 18 mm hole
- IP65 degree of protection



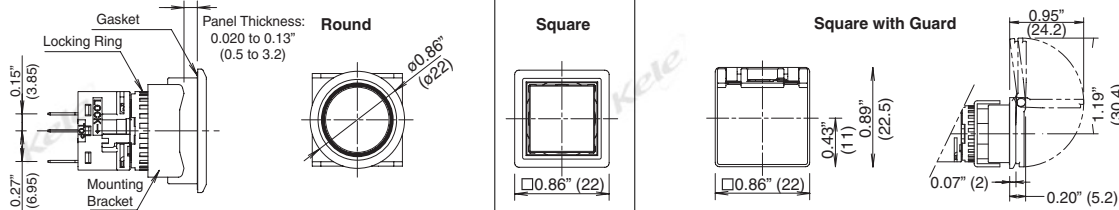
SPECIFICATIONS

Contact Rating	5A, 250 VAC/DC MAX.
Contact Resistance	100 mΩ maximum (initial value)
Contact Material	Silver
Electrical Life	
Momentary	2M minimum operations
Maintained	250K minimum operations
Lamp	LED, 30k hrs, 24 VAC/VDC ±10% @ 22 mA
Protection Rating	NEMA 1, 4, 4X
Applicable Wire Size	
Minimum	1 x 22 AWG
Maximum	2 x 14 AWG or 1 x 12 AWG
Operating Temperature	-13° to 140°F (-25° to 60°C)
Approvals	UL File #E55996; CSA File #LR21451, CE
Warranty	1 year

WIRING



DIMENSIONS



ORDERING INFORMATION

PILOT LIGHTS

MODEL	DESCRIPTION
LB	16mm Flush Mount LED Pilot Light Models
6	Round
7	Square
M	Metallic Bezel
B	Black Bezel
P1T04	24V AC/DC Operating Voltage
†	Color
†	Color
A	Amber (Only lighted models)
B	Black (Only non-illuminated pushbuttons)
G	Green
PW	Pure White (Only lighted models)
R	Red
S	Blue
W	White
Y	Yellow

PUSHBUTTONS

MODEL	DESCRIPTION
LB	16mm Flush Mount LED Pushbutton Models
6	Round Button
7	Square Button
M	Metallic Bezel
B	Black Bezel
G	Black Bezel with Guard
BA1	Standard Maintained
BM1	Standard Momentary
LA1	Illuminated Maintained
LM1	Illuminated Momentary
T5	SPDT
T6	DPDT
T54*	SPDT 24V AC/DC
T64*	DPST 24V AC/DC
†	Color

* Illuminated Models Only

KEY SELECTOR SWITCH WITH FLUSH BEZEL

LB	DESCRIPTION
LB	16mm Key Switch, 2 position
6	Round Flush bezel shape
7	Square Flush bezel shape
M	Metallic Bezel
B	Black Bezel
K2T5A	SPDT
K2T6A	DPDT

LB 6 M B A1 T5 S

Example: LB6MBA1T5S
16mm Flush Mount Pushbutton Model, Round button, Metallic Bezel, Standard Maintained, Silver SPDT contacts, Blue

Note: All options are not available with all models.

RELATED PRODUCTS

NFD2218-110 Female Disconnect 22-18
NFD1614-110 Female Disconnect 16-14